

## > We are DEVELON

We trace our roots to 1937 as one of Korea's first large scale machine plant. Throughout time we have consistently delivered exceptional products and solutions.

DEVELON is a bold name that reflects our core ambition to continue developing onwards and leaving behind a positive footprint in our world. Moving forward, we seek to be part of our customers and partners' endeavor to build a better world.

Powered by **Innovation**



©2023 HD Hyundai Infracore. All rights reserved.  
HDIPBE-01-2305


Certain specification(s) are based on engineering calculations and are not actual measurements. Specification(s) are provided for comparison purposes only and are subject to change without notice. Specification(s) for your individual Develon equipment will vary based on normal variations in design, manufacturing, operating conditions, and other factors. Pictures of Develon units may show other than standard equipment.

[develon-ce.com](http://develon-ce.com)

# DEVELON

Excavators

# DX55W



Photos may include optional equipment



**“When there’s more to do,  
Develon gets more done”**

**The DX55W hydraulic excavator has all the advantages of the previous model, and now offers additional added value to the operator.**

**The DX55W was developed with the concept of “providing optimum value to the end user.” In concrete terms, this translates, into :**

**Increased production and improved fuel economy** is attributed to the electronic optimization of the hydraulic system and the new generation engine.

**Improved ergonomics** increases comfort and excellent all around visibility ensuring a safe and pleasant working environment.

**Improved reliability** is achieved through the use of high performance materials combined with new methods of structural stress analysis, which leads to increased component life expectancy, thus reducing operating costs.

**Reduced maintenance** increases the availability and reduces operating costs of the excavator.


# COMFORT

This standard-duty machine, offers a spacious operating area that is only found in medium and heavy-duty machines. The working controls in the cabin are ergonomically designed to ensure convenience and comfort for the operator. Resulting in operator comfort and convenient operation.



## Good visibility (visual field in 360°)

The operator's cabin is remarkably increased and good visibility is ensured thanks to the access improved by applying chassis to left and has excellent all round visibility.



Rear Camera



Front window



Rear window



Sub window



Left / Right Side mirror

## Comfortable Operating Area

The internal operating controls are arranged in a convenient and ergonomic fashion. This allows for maximized operating efficiency. A large capacity air-conditioning system has been installed for operator comfort in all seasons. The open and spacious cabin provides the operator with a wide field of view for the best possible working conditions.



Thermometer for cooling water

Fuel gauge

Fixed-type LED Instrument Panel



Air-Conditioner Filter

## High-Output Air-Conditioner and Defroster

The air-conditioner capacity has been greatly improved and the vents have been installed at both the front and rear of the operator's seat to maximize air-conditioning efficiency. A defroster has been installed to prevent the front windshield from becoming frosted in the cold season resulting in safer operation.



475mm (17")



324mm (12")


## Enlarged entrance and exit

As entrance and exit are enlarged, accessibility is improved for getting on and off the vehicle. Since the front workspace is maximized, the inconvenience in operating equipment is minimized.



## Control Stand

The left and right control stands are ergonomically placed for convenient operation. The control stand surfaces have ample room to install several option switches. The uni-body plastic design provides the operator with a spacious and comfortable cabin environment.



## Comfortable 2-stage sliding seat Comfortable tilting seat Suspension Seat

Since the seat cushion position and cushion angle can be adjusted in addition to the 2-step slide control function, the seat can be controlled in accordance with personal preference convenience is further improved via the seat back pocket, lumbar support and seat heater. (Option)



## Switch

The ergonomically placed switches maximizes convenience for the operator.



## A/C Control Panel

As semi-automatic air conditioner is applied in 5 switching modes, it can be controlled in the position and performance desired by operator.



## Dozer Control

The Dozer Control Lever is positional above the left-hand control stand to secure easy and convenient access.



## Handle tilting

As the upper part of steering column can be easily tilted by simple operation of front lever, the operator can enter and come out of the cabin more easily.



## Transmission lever

As hydraulic transmission method is adopted, transmission is possible even after stop. Thanks to transmission system which is more convenient for operation, it is far easier to move in the site.



## Joystick

The hydraulic joystick levers have very comfortable grips that allow the operator to perform precise operations very easily. As there are 3 switches on the upper side, each attachment can be operated easily.



## Floor Plate (Rubber mat)

The breaker pedal (left) is installed in a very spacious and convenient location. In addition, the rubber floor mats contribute to a very comfortable environment.



Wide Storage space




Seat back pocket





Rubber mounting

# PERFORMANCE

DX55W ensures best performance with powerful excavating force and high-tech hydraulic system for better operation efficiency at any work site! Excellent performance is its basic feature! Its excellent performance with safety and convenience taken into account will help safe and convenient operation.



**Boom swing**  
The convenient boom swing function provides the ability to work in very narrow areas. The newly designed swing bracket and the boom swing cylinder size ensures powerful and stable boom swing performance.



## YANMAR 4TNV98

The 54.7HP(SAE J1349, net) engine produces outstanding power and is known for its durability. This results in excellent operation in high-load operations. In addition, it features a low noise and low emissions suitable for operation in noise sensitive areas and at night.



## Blow out

As the temperature of air flowing into cabin is lowered by discharging the air flowing from outside to radiator, agreeable work environment is ensured in the cabin.



## Large dozer blade

As the ascending and descending speed of dozer blade is increased, work efficiency is maximized. Since the mudguard of blade is extended to both ends, mud does not go behind dozer while working.



## Higher gradability and work capability

Thanks to the strong driving force based on high performance engine power and the highest swing limit angle in the same class, the product shows distinguished capability in working on the slope.




## Swing device

As swing torque is increased by some 10% compared to the old model, efficient work is ensured. Since the lubricant oil of swing reducer is used as hydraulic oil, no additional lubrication or refueling is required.



## Main control valve

The machine can be precisely controlled in the single and complex operation. For complex operation, the circuit that ensures the optimal front operation is adopted. Thanks to boom holding function, it prevents the boom from self-lowering.




## The front speed accelerated by 20% ↑

As the working speed of boom and arm is accelerated by 20% compared to the old model, more work can be done in the same hours. At the leveling, detailed operation is possible as joystick in the cabin is improved to long lever.\*



## RPM dial / Auto idle

Thanks to electronic engine rpm control, the optimal engine rpm can be set as per workload and engine rpm can be minutely adjusted as per load. Since auto idle function is applied as standard, fuel is saved considerably.




## Auto Fuel feed Pump

To reduce inconvenience in dispensing fuel at the work site, an auto fuel feed pump has been installed.

# RELIABILITY

The reliability of an item of plant contributes to its overall lifetime operating costs. Develon uses computer-assisted design techniques, highly durable materials and structures then test these under extreme conditions. Durability of materials and longevity of structures are our first priorities.

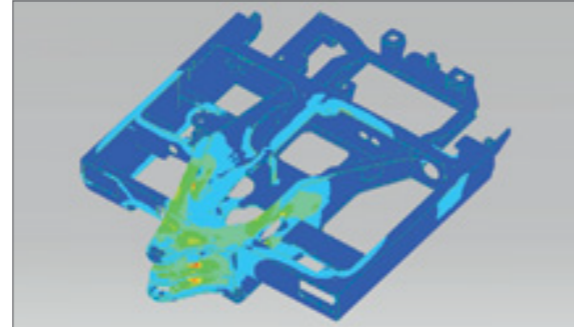


### Strengthened Boom

The shape of the boom has been optimized by finite elements design, allowing uniform load distribution throughout the structure. This combined with increased material thickness means improved durability and reliability by limiting element fatigue.

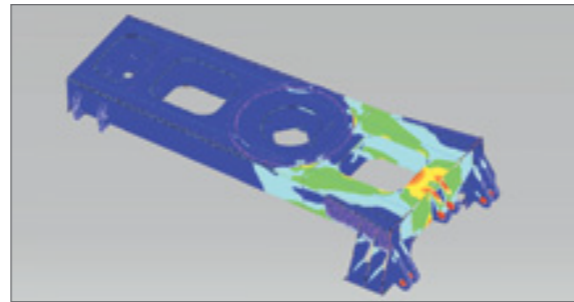
### Arm Assembly

In the arm assembly greater strength has been gained by using cast elements and reinforcement around the bosses to give increased life.



### D-type Frame

The D-type frame design adds strength and minimizes distortion due to shocks.



### Stress Analysis Design (FEM) and Innovative Manufacturing Technique Provides a Strong and stable Undercarriage

As Chassis Frame and Dozer Blade are designed by interpretative and techniques and reliability testing using 3 dimension CAD tools, durability and reliability are improved.



### Undercarriage Design

A rigid, welded frame provides excellent durability. Efficient hydraulic lines routing, transmission protection and heavy duty axles make the undercarriage perfect for wheel excavator applications. Both outriggers and dozer blade are pin type for maximum flexibility. An optional work tool restraint bar is available.



### Bushing

A highly lubricated metal(sintered bushing) is used for the boom, arm and bucket pivot in order to increase the lifetime and extend the greasing intervals to 250 hours.




### Polymer shim

As polymer shim is adopted, the connection and wear on the lateral surface of pin joint is prevented when operating front.



### Protective plate

As steel cover is installed on the front surface of front axle and rear axle, the damage of central aluminum cover is solved fundamentally.



### Front oil leakage preventing valve

As the operating method of the valve is improved, the oil does not leak even under high pressure, thereby ensuring the stable work performance.



### Head lamp

As vision is improved for work in day and night, the work convenience is increased.



### Combination key

As a multi key is applied to the chrome-coated knob and fuel cap, security is enhanced.



### Excellent work stability and oscillating

As the center of gravity is moved to rear part, the oscillation of equipment is prevented. The axle realizes more stable work on rough surface and uneven site thanks to wide angle of upper and lower adjustment.




### Increased diameter of ram cylinder

As the diameter of ram cylinder is increased by 36% compared to the old model and supporting distance is elongated, the equipment stability is much improved. Thanks to the adoption of auto ram lock system, the equipment is much more convenient.



### Height from ground to axle

As mission is attached on higher part, traveling on rough surface and marsh is improved.



### Loading capacity sensor (optional)

As the sensor makes warning sound in the hoisting work that exceeds the hoisting capacity by detecting the weight of hoisted cargo, the work can be done more safely.



### Chassis frame in bending type

Since the structure is changed to bending type applied to medium and large equipment, durability is improved remarkably.



### Reducing the height of attaching swing bearing

As the height of attaching swing bearing is reduced by 65% compared to the old model, stability is improved remarkably.

\* The measured value is based on our test and the compared equipment is Develon model.

# MAINTENANCE

The most advanced technology developed by Develon was integrated into the DX55W excavator providing powerful performance and simple, easy maintenance. This provides the operator with convenient maintenance check points and maximizes the work efficiency of the DX55W.




**Countweight & hood**  
As a cast counterweight is applied, deformation by impact is minimized. Thanks to the bonnet made of metton, the engine is further protected from external obstacle.



**Radiator**  
The large-capacity radiator provides excellent performance in severe and continuous operations. The assemblable dust net on oil-cooler front side prevents overheating from filth.

**Easy maintenance**  
Access to the various radiators and coolers is very easy, making cleaning easier. Access to the various parts of the engine is from the top through side.



**Condenser**  
As separate type condenser is attached, the refrigerating performance of condenser is excellent and cleaning is easier.



**Oil filter/Fuel filter**  
The engine oil filter is attached to the engine body and extends out for easy maintenance.



**Air Breather**  
The mounted large-capacity air breather protects the pump from possible damage that may be caused by cavitations. Since only internal element instead of the entirety can be replaced when exchanging, it is more practical.



**Tool box and Storage Places**  
A large sized and lockable tool box is mounted on the left side of undercarriage and the storage places for grease can are provided in the right side of undercarriage.



**Oil Gauge**  
Hydraulic oil level can be easily checked through the gauge on the side of the hydraulic tank.



**Grease Piping**  
Integrated grease piping is designed for easy maintenance of the swing bearing and swing cylinder.



**Air cleaner**  
The large capacity forced air cleaner removes over 99% of airborne particles, reducing the risk of engine contamination, making the cleaning and cartridge change intervals greater.



**Muffler**  
As a small muffler is applied, noise and heat is minimized.



**Battery**  
Opening the battery cover, the operator can easily check the parts.



**Water separator**  
Since water separator is used to prevent the malfunction of fuel system caused by water in fuel, the operator can easily check it on the gauge.



**Compressor** **Check up interval 250Hrs**  
Sufficient space is provided for easy fan belt tension adjustment or replacement. As check-up intervals are considerably increased to 250Hrs by attaching a B-type belt, servicing is made far more convenient.



**Engine mounting rubber**  
As a sandwich-typed engine mounting rubber with excellent durability and dustproof property is adopted, the engines vibration is not transmitted to the machine.

# TECHNICAL SPECIFICATION

## ENGINE

<b>Model</b>	YANMAR 4TNV98-E
<b>Number of cylinders</b>	4
<b>Nominal flywheel power</b>	40.8 kW @ 2,400 rpm (SAE J1349, net)
<b>Max torque</b>	21.0 kgf.m(206 Nm) at 1,550 rpm
<b>Piston displacement</b>	3,319 cc (202.5 cu.in)
<b>Bore &amp; stroke</b>	Φ98 mm x 110 mm
<b>Starter</b>	12 V / 3 kW
<b>Batteries</b>	1 x 12 V / 100 Ah
<b>Alternator</b>	12 V / 60 Ah

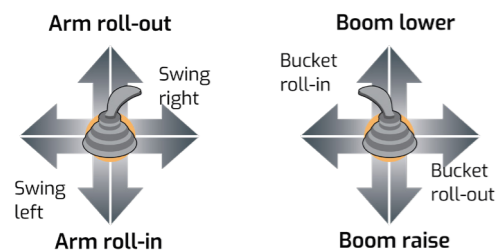
## HYDRAULIC CYLINDERS

High-strength piston rods and tubes are used. A cylinder cushion mechanism is provided for the boom and arm cylinders to assure shock-free operation and extend the life of the cylinders.

Cylinders	Quantity	Bore x Rod diameter x stroke
Boom	1	110 X 60 X 712 mm
Arm	1	85 X 55 X 873 mm
Bucket	1	80 X 50 X 600 mm
Dozer	1	110 X 60 X 160 mm
Boom swing	1	95 X 50 X 558 mm

## CONTROL. 2 IMPLEMENT LEVERS

Travel lever pedal pilot pressure control type. Right lever is boom and bucket control, left lever for swing and arm control.



## HYDRAULIC SYSTEM

2 Variable displacement axial piston tandem type pumps. 2 Gear pumps and control valve (11-spool) of section block construction. This original design enables both independent and combined operations of all function, joystick control type operations.

<b>Main pumps</b>	2 variable displacement axial piston pumps max flow: 2 x 60 ℓ/min (2 X 15.9 US gpm, 2 X 13.2 Imp gpm)
<b>Pilot pump</b>	Gear pump - max flow: 20 ℓ/min (5.3 US gpm, 4.4 Imp gpm)
<b>Maximum system pressure</b>	Boom / Arm / Bucket: 230 kgf/cm <sup>2</sup> (225 bar) Travel: 230 kgf/cm <sup>2</sup> (225 bar) Swing: 210 kgf/cm <sup>2</sup> (205 bar)

## SWING MECHANISM

High-torque, axial piston motor with planetary reduction gear bathed in oil. Swing bearing is single-row, shear type ball bearing with inductionhardened internal gear. Internal gear and pinion gear immersed in lubricant. A two position swing lock secures the upper structure for transportation.

<b>Swing speed</b>	8.7 rpm
<b>Rear swing radius</b>	1,650 mm

## UNDERCARRIAGE

Heavy-duty frame, all-welded stress-relieved structure. Top grade materials used for toughness. Specially heat-treated connecting pins. 12-16.5-12PR(OTR) tubeless single tires, front axle oscillating hydraulically (+/-5).

## BRAKE

Full sealed wet discs service brakes operated fully hydraulic and rear axle sealed wet discs parking brake operated hydraulically.

## OPERATOR'S CAB

A roomy, independent, shock and noise-free operator's cab, four-side safety glass windows gives all-round visibility. Front window slides up and stores in the roof and side window can be opened for ventilation. Fully adjustable suspension seat. Air conditioner. ISO standard cab.

<b>LNoise Levels (dynamic value)</b>	
· LwA External noise Guaranteed Sound Power Level	97.4dB (A) (2000/14/EC)
· LpA Operator noise	76dB (A) (ISO 6396)

## DRIVE

Each track is driven by an independent, high-torque, axial piston motor through planetary reduction gears. Two levers of foot pedal control provide smooth travel or counter-rotation upon demand.

<b>Travel speed(High/Low)</b>	30/10 km/h
<b>Maximum grade</b>	35° / 70 %

## SUPER-STRUCTURE REVOLVING FRAME

A deep, full-reinforced box section. Heavy gauge steel plates used for ruggedness.

## WEIGHT

Operating weight, including single tire and 1,920mm dozer blade, or twin tire and 2,290mm dozer blade, operator, lubricant, coolant, full fuel tank and the standard equipment. Weight are 141 k (311 lb) bucket.

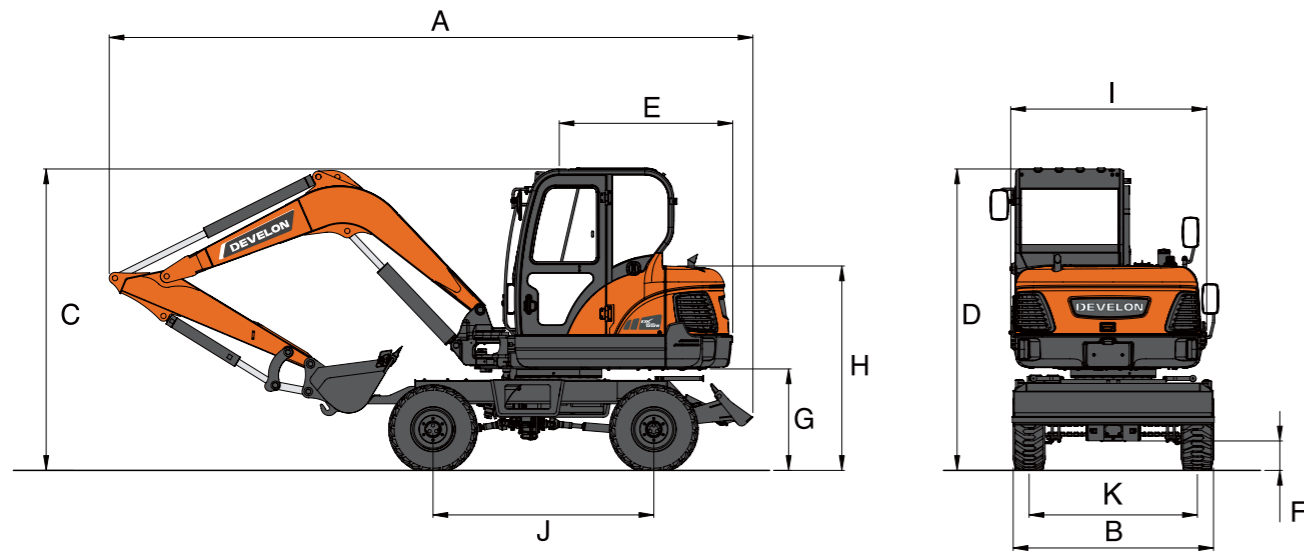
Arm (mm)	Dozer (Width X Height mm)				
1,600	1,920 x 500	Single	5,550 kg	2,650 kg	2,900 kg
	2,290 x 500	Twin	5,910 kg	2,830 kg	3,080 kg
1,900	1,920 x 500	Single	5,570 kg	2,690 kg	2,880 kg
	2,290 x 500	Twin	5,930 kg	2,870 kg	3,060 kg

## BUCKET

Capacity		Width		Weight	Recommendation
PCSA, heaped	CECE heaped	Without side cutters	With side cutters		3,000mm Boom
0.175m <sup>3</sup>	0.15m <sup>3</sup>	654mm	724mm	141kg	B
0.19m <sup>3</sup>	0.17m <sup>3</sup>	712mm	784mm	150kg	B
0.07m <sup>3</sup>	0.06m <sup>3</sup>	300mm	362mm	96 kg	A

A. Suitable for materials with density of 2,000 kg/m<sup>3</sup> (3,370 lb/CU · yd) or less  
 B. Suitable for materials with density of 1,600 kg/m<sup>3</sup> (2,700 lb/CU · yd) or less  
 C. Suitable for materials with density of 1,100 kg/m<sup>3</sup> (1,850 lb/CU · yd) or less

# DIMENSIONS



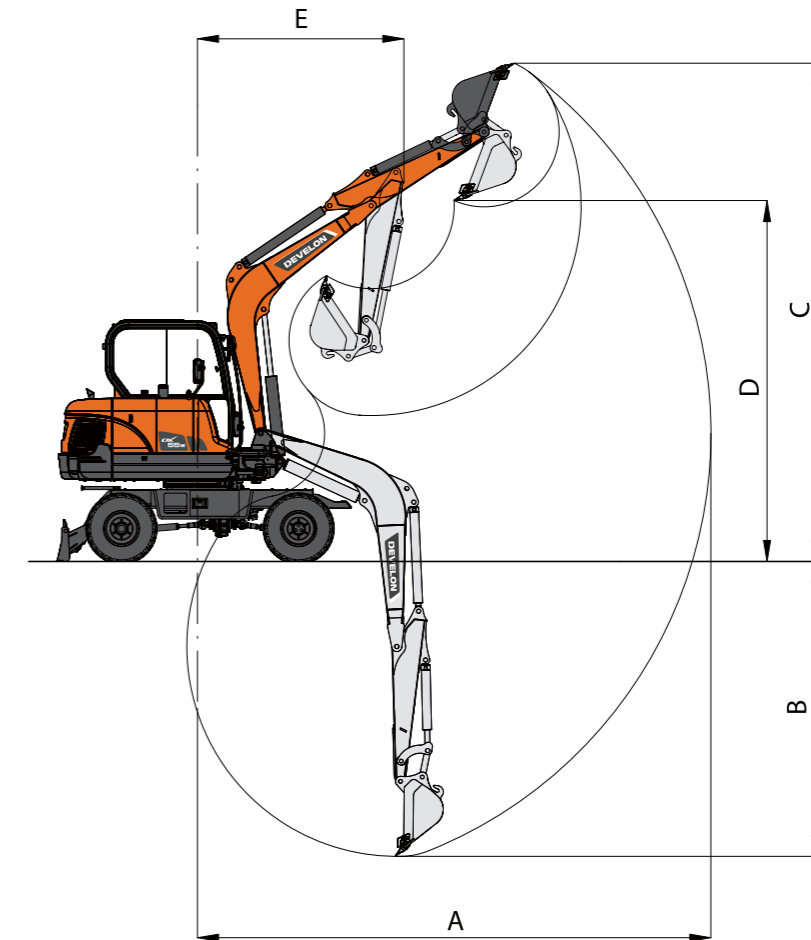
## DIMENSIONS

Boom Type	3,000mm	
Arm Type	1,600mm	
Tire Type	Single tire	Twin tire
A Overall length	6,120 mm	←
B Overall width	1,920 mm	2,290 mm
C Overall height	2,855 mm	←
D Overall height (to top of cab)	2,855 mm	←
E Tail swing radius	1,650 mm	←
F Minimum ground clearance	290 mm	←
G Upper structure ground clearance	980 mm	←
H Engine cover height	1,935 mm	←
I Upper structure width	1,850 mm	←
J Wheelbase	2,100 mm	←
K Tread width	1,600 mm	2,275 mm

## DIGGING FORCE (ISO)

Bucket (PCSA)	0.175m <sup>3</sup>	
Digging force	4.06 ton	
Arm	1,600mm	1,900mm
Digging force	2.69 ton	2.41 ton

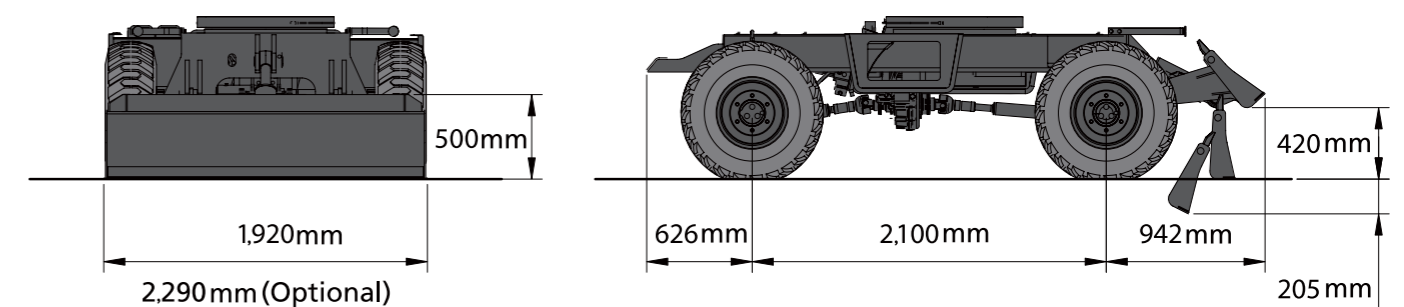
# WORKING RANGES



## WORKING RANGE

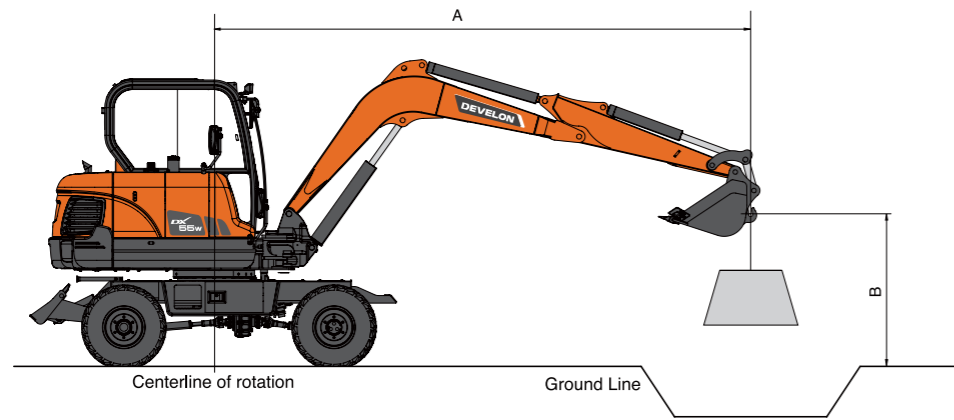
Boom Type	3,000mm	
Bucket type (SAE)	0.175m <sup>3</sup>	
Arm type	1,600 mm	1,900 mm
A Max. Digging Reach	6,110 mm	6,400 mm
B Max. Digging Depth	3,495 mm	3,795 mm
C Max. Digging Height	5,980 mm	6,170 mm
D Max. Dump Height	4,265 mm	4,455 mm
E Min. Swing Radius	2,445 mm	2,465 mm

## Undercarriage with front cradle and rear dozer





# LIFTING CAPACITY



## Dozer up, Front with 1,600mm Arm

Metric Unit : 1,000kg

A(m) \ B(m)	2		3		4		5		Max. Reach		A(m)
4					*0.98	*0.98			*0.87	0.82	4.54
3					*1.14	0.99	*0.96	0.68	*0.89	0.68	5.03
2	*2.33	*2.33	*1.90	1.47	*1.44	0.95	1.19	0.67	*0.96	0.62	5.25
1	*1.19	*1.19	*2.61	1.38	1.65	0.91	1.17	0.65	1.08	0.60	5.25
0(Ground)	*2.14	*2.14	2.59	1.34	1.62	0.88	1.15	0.64	1.15	0.64	5.01
-1	*3.38	2.60	2.58	1.34	1.61	0.88			1.34	0.74	4.51
-2	*4.20	2.65	*2.52	1.36					1.93	1.05	3.60

Feet Unit : 1,000lb

A(ft) \ B(ft)	10		15		Max. Reach		A(ft)
15					*1.96	*1.96	13.44
10			*2.50	1.76	*1.96	1.50	16.44
5	*4.90	3.07	2.98	1.67	2.24	1.33	17.31
0(Ground)	5.55	2.90	2.91	1.60	2.53	1.40	16.45
-5	5.56	2.90			3.44	1.88	13.45

## Dozer up, Rear with 1,600mm Arm

Metric Unit : 1,000kg

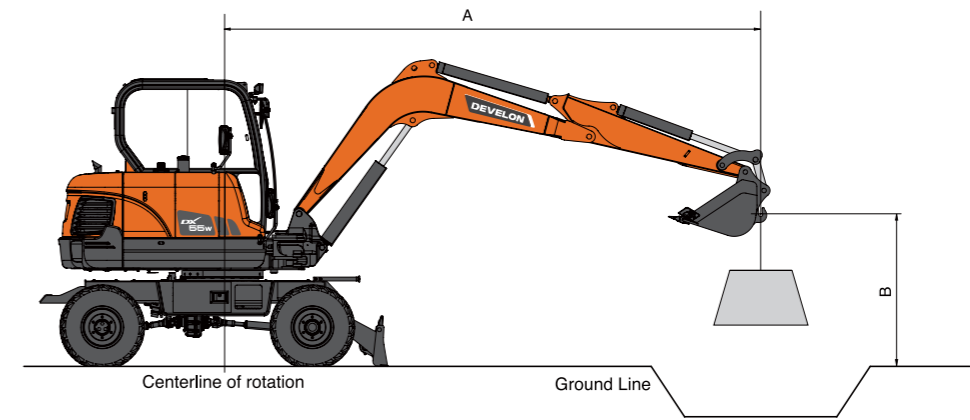
A(m) \ B(m)	2		3		4		5		Max. Reach		A(m)
4					*0.98	*0.98			*0.87	0.82	4.54
3					*1.44	0.99	0.79	0.68	*0.78	0.68	5.03
2	*2.33	*2.33	1.71	1.47	1.10	0.95	0.77	0.67	0.71	0.62	5.25
1	*1.99	*1.99	1.62	1.38	1.06	0.91	0.65	0.65	0.70	0.60	5.25
0(Ground)	*2.14	*2.14	1.58	1.34	1.03	0.88	0.64	0.64	0.74	0.64	5.01
-1	3.17	2.60	1.58	1.34	1.02	0.88			0.86	0.74	4.51
-2	3.22	2.65	1.60	1.36					1.22	1.05	3.60

Feet Unit : 1,000lb

A(ft) \ B(ft)	10		15		Max. Reach		A(ft)
15					*1.96	*1.96	13.44
10			2.02	1.75	1.73	1.50	16.44
5	3.58	3.07	1.94	1.67	1.55	1.33	17.31
0(Ground)	3.40	2.90	1.87	1.60	1.63	1.40	16.45
-5	3.41	2.90			2.19	1.88	13.45

- The weight of bucket is 140kg
- Load point is the hook on the back of the bucket
- \*Rated loads are based on hydraulic capacity
- Rated loads do not exceed 87% of HYD. Capacity or 75% of tipping capacity.

- A** Load radius from centerline of rotation  
**B** Load point height  
 Rated lift capacity-over side  
 Rated lift capacity-over front



## Dozer down, Rear with 1,600mm Arm

Metric Unit : 1,000kg

A(m) \ B(m)	2		3		4		5		Max. Reach		A(m)
4					*0.98	*0.98			*0.87	*0.87	4.54
3					*1.14	*1.14	*0.96	0.87	*0.89	0.87	5.03
2	*2.33	*2.33	*1.90	*1.90	*1.44	1.22	*1.27	0.86	*0.96	0.79	5.25
1	*1.19	*1.19	*2.61	1.82	*1.44	1.17	*1.42	0.84	*1.10	0.78	5.25
0(Ground)	*2.14	*2.14	*2.95	1.77	*1.97	1.14	*1.24	0.83	*1.35	0.82	5.01
-1	*3.38	*2.28	*2.93	1.77	*1.99	1.14			*1.67	0.96	4.51
-2	*4.20	3.69	*2.52	1.80					*1.94	1.36	3.60

Feet Unit : 1,000lb

A(ft) \ B(ft)	10		15		Max. Reach		A(ft)
15					*1.96	*1.96	13.44
10			*2.50	2.24	*1.96	1.92	16.44
5	*4.90	4.00	*3.14	2.15	*2.24	1.72	17.31
0(Ground)	*6.34	3.82	*3.69	2.08	*2.99	1.82	16.45
-5	*6.01	3.82			*3.96	2.45	13.45

## Dozer up, Front with 1,900mm Arm

Metric Unit : 1,000kg

A(m) \ B(m)	2		3		4		5		Max. Reach		A(m)
5									*0.79	*0.79	4.10
4									*0.75	0.72	4.89
3					*0.98	*0.98	*1.04	0.68	*0.76	0.61	5.35
2	*2.92	2.87	*1.63	1.49	*1.30	0.95	*1.17	0.67	*0.80	0.56	5.55
1	*1.46	*1.46	*2.41	1.39	1.65	0.91	1.16	0.64	*0.90	0.54	5.55
0(Ground)	*1.99	*1.99	2.58	1.34	1.61	0.88	1.14	0.63	1.04	0.57	5.33
-1	*2.97	2.57	2.57	1.32	1.60	0.86			1.19	0.65	4.87
-2	*4.43	2.61	2.58	1.34	1.61	0.88			1.58	0.86	4.05
-3	*2.92	2.70							*2.24	1.92	2.45

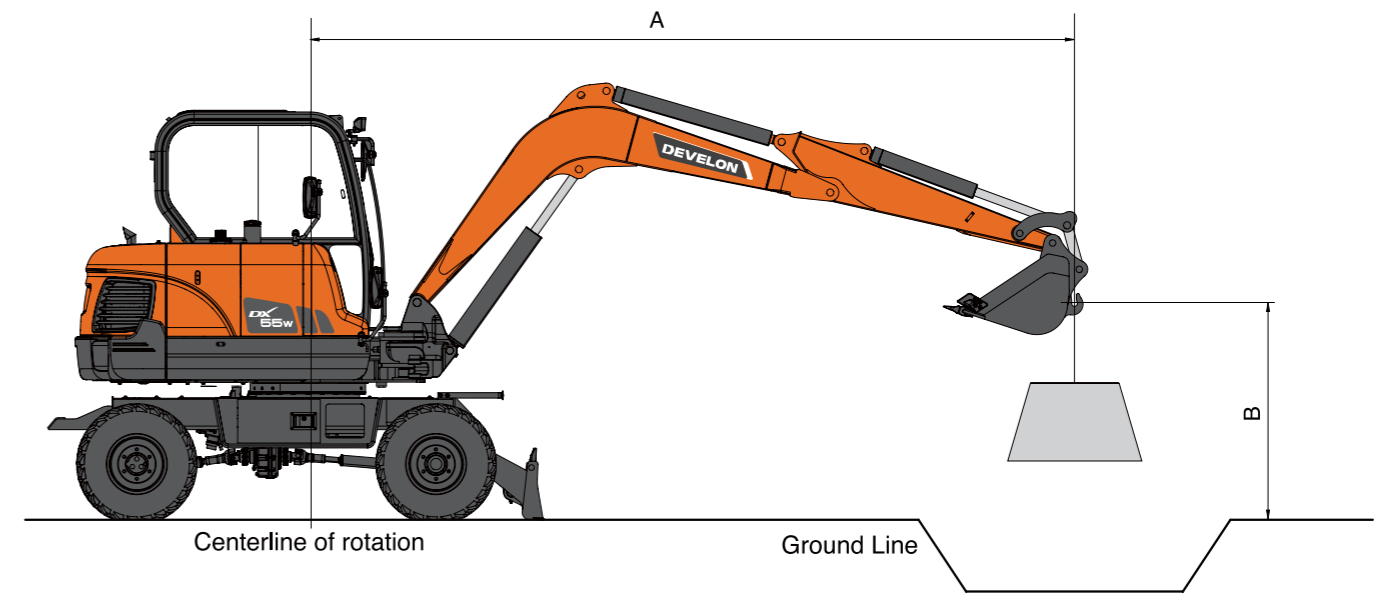
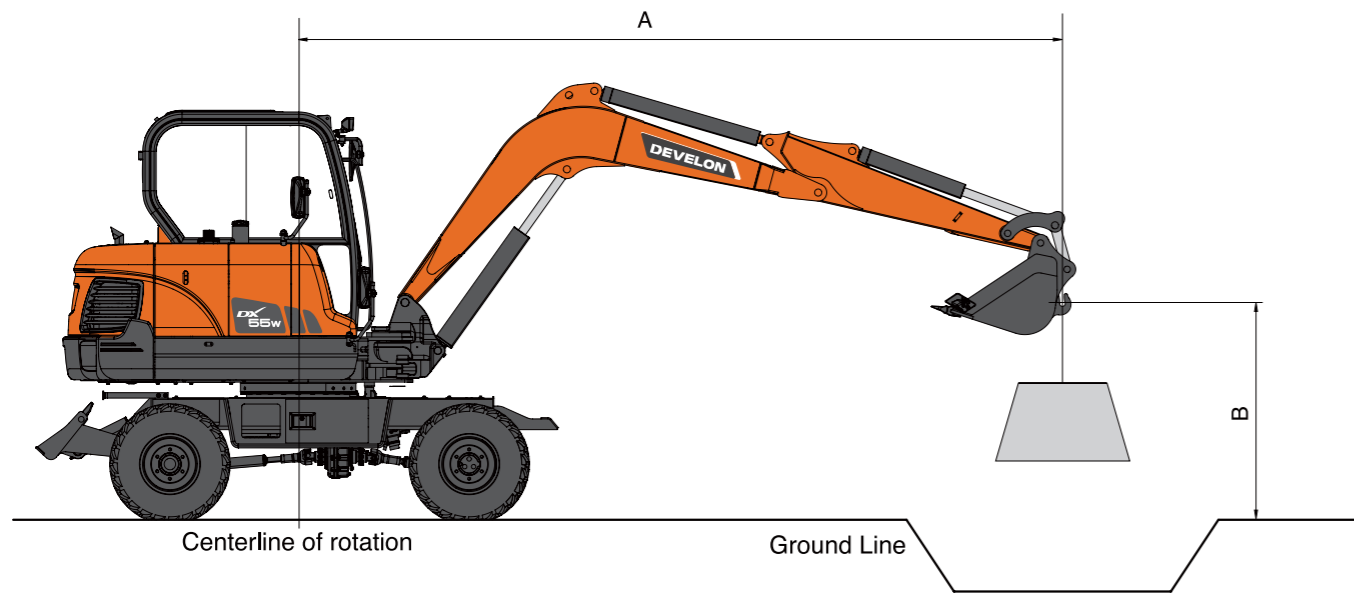
Feet Unit : 1,000lb

A(ft) \ B(ft)	10		15		Max. Reach		A(ft)
15					*1.68	*1.68	14.74
10			*2.22	1.76	*1.66	1.35	17.49
5	*4.38	3.09	*2.92	1.67	*1.86	1.20	18.30
0(Ground)	5.54	2.88	2.89	1.58	2.29	1.26	17.50
-5	5.51	2.86			2.95	1.62	14.76
-10					*5.07	4.66	7.59

- The weight of bucket is 140kg
- Load point is the hook on the back of the bucket
- \*Rated loads are based on hydraulic capacity
- Rated loads do not exceed 87% of HYD. Capacity or 75% of tipping capacity.

- A** Load radius from centerline of rotation  
**B** Load point height  
 Rated lift capacity-over side  
 Rated lift capacity-over front

# LIFTING CAPACITY



## Dozer up, Rear with 1,900mm Arm

Metric Unit: 1,000kg

B(m)	2		3		4		5		Max. Reach		A(m)
4									*0.79	*0.79	4.10
4									*0.75	0.72	4.89
3					*0.98	*0.98	0.79	0.68	0.70	0.61	5.35
2	*2.92	2.87	*1.63	1.49	1.10	0.95	0.77	0.67	0.65	0.56	5.55
1	*1.46	*1.46	1.63	1.39	1.05	0.91	0.75	0.64	0.63	0.54	5.55
0(Ground)	*1.99	*1.99	1.58	1.34	1.02	0.88	0.73	0.63	0.67	0.57	5.33
-1	*2.97	2.57	1.56	1.32	1.01	0.86			0.76	0.65	4.87
-2	3.17	2.61	1.58	1.34	1.02	0.88			1.00	0.86	4.05
-3	*2.92	2.70							*2.24	1.92	2.45

Feet Unit: 1,000lb

B(ft)	10		15		Max. Reach		A(ft)
15					*1.68	*1.68	14.74
10			2.03	1.76	1.56	1.35	17.49
5	3.61	3.09	1.93	1.67	1.40	1.20	18.30
0(Ground)	3.39	2.88	1.85	1.58	1.47	1.26	17.50
-5	3.37	2.86			1.89	1.62	14.76
-10					*5.07	4.66	7.59

- The weight of bucket is 140kg
- Load point is the hook on the back of the bucket
- \*Rated loads are based on hydraulic capacity
- Rated loads do not exceed 87% of HYD. Capacity or 75% of tipping capacity.

- A** Load radius from centerline of rotation  
**B** Load point height  
 Rated lift capacity-over side  
 Rated lift capacity-over front

## Dozer down, Rear with 1,900mm Arm

Metric Unit: 1,000kg

B(m)	2		3		4		5		Max. Reach		A(m)
5									*0.79	*0.79	4.10
4									*0.75	*0.75	4.89
3					*0.98	*0.98	*1.04	0.88	*0.76	*0.76	5.35
2	*2.92	2.92	*1.63	*1.63	*1.30	1.22	*1.17	0.86	*0.80	0.72	5.55
1	*1.46	*1.46	*2.41	1.83	*1.65	1.17	*1.34	0.83	*0.90	0.71	5.55
0(Ground)	*1.99	*1.99	*2.86	1.77	*1.91	1.14	*1.47	0.82	*1.07	0.74	5.33
-1	*2.97	2.97	*2.95	1.75	*2.00	1.13			*1.43	0.85	4.87
-2	*4.43	3.64	*2.69	1.77	*1.78	1.14			*1.74	1.12	4.05
-3	*2.92	*2.92							*2.24	*2.24	2.45

Feet Unit: 1,000lb

B(ft)	10		15		Max. Reach		A(ft)
15					*1.68	*1.68	14.74
10			2.22	*2.22	*1.66	*1.66	17.49
5	*4.38	4.03	*2.92	2.14	*1.86	1.56	18.30
0(Ground)	*6.16	3.80	*3.58	2.06	*2.37	1.64	17.50
-5	*6.19	3.78			*3.57	2.10	14.76
-10					*5.07	*5.07	7.59

- The weight of bucket is 140kg
- Load point is the hook on the back of the bucket
- \*Rated loads are based on hydraulic capacity
- Rated loads do not exceed 87% of HYD. Capacity or 75% of tipping capacity.

- A** Load radius from centerline of rotation  
**B** Load point height  
 Rated lift capacity-over side  
 Rated lift capacity-over front

# STANDARD & OPTION

## STANDARD EQUIPMENT

### Hydraulic system

---

- Arm flow regeneration
- Boom holding valves
- Spare ports(valve)

### Cabin & Interior

---

- Rubber cab mount
- Air conditioner
- Adjustable suspension seat with head rest and adjustable arm rest
- Pull-up type front window and removable lower front window
- Room light
- Intermittent windshield wiper
- Storage box
- AM/FM radio and cassette player
- Remote radio ON/OFF switch
- 12V spare powers socket
- Serial communication port for laptop PC interface
- Joystick lever with 3 switches
- Aircon filter
- Glass antenna
- Room mirror

### Safety

---

- Large handrails
- Seat belt
- Hydraulic safety lock lever
- Safety glass
- Hammer for emergency escape
- Right view mirror
- Left review mirror
- Emergency engine stop
- Accumulator
- Boom hose rupture protection valve

### Undercarriage

---

- 12-16.5-12PR single tire
- Heavy duty axle
- Auto ram lock system
- 1,920mm dozer blade

### Others

---

- Double element air cleaner
- Fuel pre-filter
- Aluminium radiator
- Engine overheat prevention system
- Engine restart prevention system
- Self-diagnostic system
- Alternator(12V, 60 amps)
- Electric horn
- Halogen working lights(frame mounted 2, boom mounted 2)
- Auto idle
- Fuel filler pump
- 2-way valve

## OPTIONAL EQUIPMENT

Some of these optional equipments may be standard in some markets. Some of these optional equipments cannot be available on some markets. You must check with the local Develon dealer to know about the availability or to release the adaptation following the needs of the applications.

### Safety

---

- Overload warning device
- Rotation beacon

### Cabin & Interior

---

- Seat Heater
- MP3/CD player/Radio
- Additional working lamp
- Sunvisor

### Others

---

- Piping for crusher
- Piping for tilting
- Piping for rotating
- 8.25 X 15 X 14PR double tire
- 2,290mm dozer blade